

Total Medicaid Members

**608,321**

DCF-Involved Youth

**0.2%**

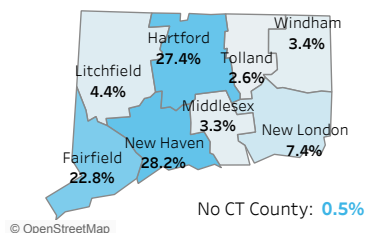
Telehealth Utilization

**37.3%**

Primary Language

**87.3%** English **11.5%** Spanish **1.2%** Another

Membership by County



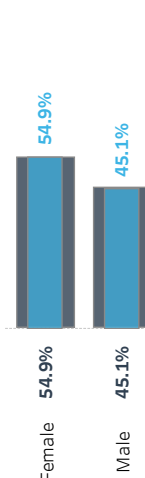
© OpenStreetMap

Housing Status



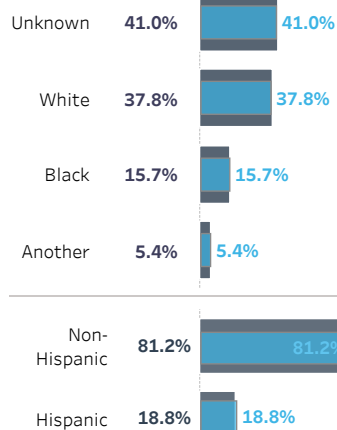
**2.7%** were Homeless  
**97.3%** were Housed

Gender



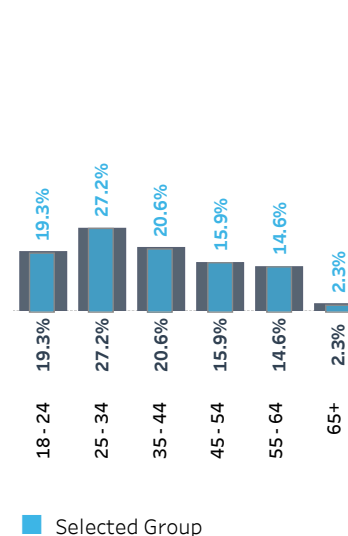
Race & Hispanic Ethnicity

Select Alternate View: ☐ ☐ ☐ ☐



■ Total Population for Comparison ■ Selected Group

Age Groups



### Diagnostic Prevalence Rates

Mental Health  
Any Mental Health Dis..

Any Mental Health Disorder: **31.4%**

Substance Use  
Any SUD (Excl. Tobac..

Any SUD (Excl. Tobacco & Nicotine): **13.9%**

Medical  
Any Select Medical D..

Any Select Medical Diagnosis: **66.3%**

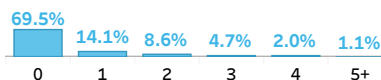
Comorbid Disorders (BH & Med): **33.4%**

Co-occurring Disorders (MH & SUD): **9.5%**

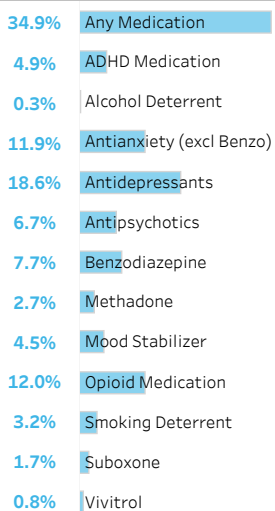
Social Determinates of Health: **2.4%**

Select Chronic Condition Type  
☒ Mental Health  
☐ Medical  
☐ Substance Use

Count of Members' Mental Health (MH) Chronic Conditions



### Prescription Prevalence Rates



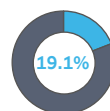
0% 10% 20% 30%  
% of Population with Prescription

### Behavioral Health (BH) Utilization

BH Service Utilizers: **23.7%**

BH Outpatient Service Utilization

Select Service: BH Outpatient

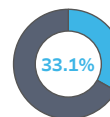


**116,010** Members

ED Visit (Any Type)

Utilization and Frequency

Select ED Type: ED Visit (Any Type)

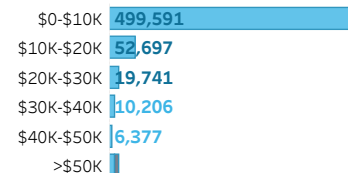


No Visits **66.9%**  
1 Visit **17.8%**  
2-6 Visits **14.0%**  
7+ Visits **1.4%**

### Annual Spend

Average Cost Per Member: **\$8,210**

Total Annual Spend | ■ Over \$100K



Total Annual Spend by Category

Total Dental Cost **\$72,713,463**  
Total Pharmacy Cost **\$1,457,633,544**  
Total Medical Claims Cost **\$2,479,051,111**  
Total BH Claims Cost **\$984,893,069**  
Total Member Cost **\$4,994,291,186**